

PYP ELECTRONIC LTD

SWITCHING POWER SUPPLY

SPECIFICATION FOR APPROVAL

Customer : _____

Part NO. : _____

Customer Approval NO. : _____

Model NO: SPS-C125000B ROHS : Yes

Description: 12V 5000mA Revision : 02

Issued Date: 2018.03.12 Certification : CE

CUSTOMER APPROVED

--	--	--

Remark:

- 1).Please approve and sign back to PYP.
- 2).If there is on signing back,this Approval sheet will be regarded as being approved automaticly once the first P.O of the model specified in the sheet is issued.

PYP Electronic Ltd

Add: 4th. Floor, No.175, Liubailiu Road, Minzhong Town, Zhongshan, China

Tel: +86-760-88612532

Fax: +86-760-88612533

<http://www.pypelectronic.com/>

E_mail: sales@pypelectronic.com

Contents

- 1. Description04
- 2. Electrical.04
 - 2.1 Input Voltage(AC)04
 - 2.2 Input Frequency04
 - 2.3 Inrush Current04
 - 2.4 Input Current 04
 - 2.5 Hold-Up time04
 - 2.6 Input wattage at output no-load / minimum-load condition04
 - 2.7 Efficiency 04
 - 2.8 Safety Test04
 - 2.9 Output Voltage and Current (DC)05
 - 2.10 Ripple and Noise05
 - 2.11 Over-Shoot and under-shoot05
 - 2.12 Protection05
 - 2.13 Rise time05
 - 2.14 Output voltage Temperature Coeffience05
- 3. Environment05
 - 3.1 Temperature a. Operation 05
 - 3.2 Humidity06
 - 3.3 Altitude06
- 4. EMC06
 - 4.1 EMS06
 - 4.2 EMI06
- 5. Reliability06
 - 5.1 Life06
 - 5.2 M.T.B06
 - 5.3 Temperature Rise06
 - 5.4 Burn-in06
 - 5.5 Vibration Test06
 - 5.6 Drop-test06
- 6. Mechanical characteristics 07

Title NO. : ZCA00472452		Revision: 01	Date: 5/21/2018
Design: Liu Fei	Check: Qi Chun	Approve:Liu Zhong	Page: 2 of 10

7. Outline Dimensions 08
8. Label Diagram09
9. Packing Drawing10

Change List

ECN No.	REV	Revision Description	Date
1	01	NO SAMPLE	2018.05.18
2			
3			
4			
5			
6			
7			
8			
9			
10			
11			
12			

Title NO. : ZCA00472452		Revision: 01	Date: 5/21/2018
Design: Liu Fei	Check: Qi Chun	Approve:Liu Zhong	Page: 3 of 10

1. Description.

This product is a [Switching Power Supply](#)(AC TO DC power transfer device) , it can provide for a [60W \(12V DC 5000mA\)](#) single DC output with constant voltage source, it covers all the related electrical, mechanical, environmental and safety aspects.

2. Electrical.

2.1 Input Voltage (AC) :

- a. From [100- 240Vac](#) Nominal.
- b. From [90 - 264Vac](#) Maximum.

2.2 Input Frequency Range

[47 Hz](#)(min) ~ [63 Hz](#)(max)

2.3 Input In-rush Current.

[50A](#) Max at Cold start@[25°C](#), AC input [220V](#) and dc output full-loading.

2.4 Input Current.

- a. [1.5A](#) Max at 90V ac
- b. [1.4A](#) Max at 264V ac

2.5 Hold-Up time.

[3mS](#) minimum at dc output full loading and 115 Vac 50/60Hz input.

2.6 Input wattage at output no-load / minimum-load condition.

Less than [0.21W](#) Pin DC output load and 240Vac input voltage and frequency condition.

2.7 Efficiency.

[85%\(Level VI\)](#)minimum at dc output full loading and 115/230Vac input voltage range included dc output cable voltage drop loss.

2.8 Safety Test.

- a. Leakage current less than [0.25mA](#) at 264Vac, 50Hz.
- b. Hi-Pot test : [3000Vac, 10mA, 3Sec](#) between Primary to Secondary ground.
- c. Insulation : at dc [500Vdc, 1 Sec](#) between Primary to Secondary circuit, IR shall \geq [50MΩ](#).

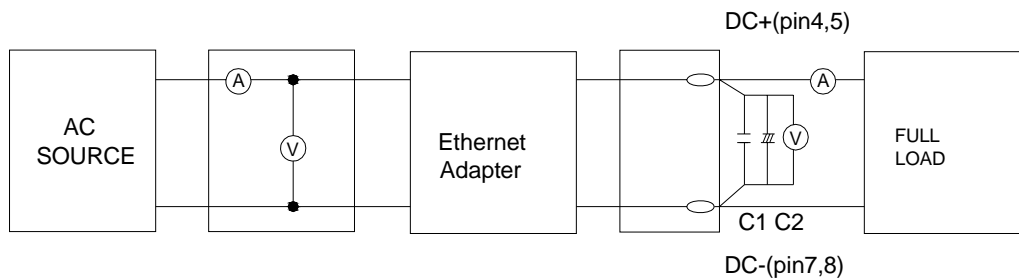
Title NO. : ZCA00472452	Revision: 01	Date: 5/21/2018
Design: Liu Fei	Check: Qi Chun	Approve:Liu Zhong
		Page: 4 of 10

2.9 Output Voltage and Current (DC).

V/out	V/range	I /out(Nominal)	I/out(max)10Sec
12.0V	12.6 -11.4V	5.0A	

2.10 Ripple and Noise.

Low frequency ripple (< 100KHz) \leq 120mVpp, and Total composite Ripple and Noise. Less than 120mVpp, tested by dc loading side parallel with a 10uF/EC(C2) and 0.1uF/Ceramic(C1). Capacitors and Measured Band-Width with DC-20MHz.



2.11 Over-Shoot and under-shoot.

Less than 10% of nominal Voltage value.

- a. 5.4A (the condition of 100Vac input)
- b. 5.5A (the condition of 240Vac input)

2.12 Protection.

- a. SCP: For short circuited protection and with auto-recovery function.

2.13 Rise time.

The output voltage should rise from 10%~90% volt and settle within regulation in less than 20 msec from apply of AC input voltage condition.

2.14 Output voltage Temperature Coeffience.

Less than 0.5%/C.

Title NO. : ZCA00472452	Revision: 01	Date: 5/21/2018
Design: Liu Fei	Check: Qi Chun	Approve:Liu Zhong
		Page: 5 of 10

3. Environment.

3.1 Temperature

- a. Operation : -10 to 40 °C
- b. Storage : -30 to 80 °C

3.2 Humidity

- a. Operation : 10 to 95%
- b. Storage : 10 to 95%

3.3 Altitude.

From sea level to 10,000Ft (operation) and 40,000Ft (Non operation)

4. EMC.

4.1 EMS

Test Item	Test Specification	IEC Standards
ESD	Contact	61000-4-2
ESD	Air	61000-4-2
RF	FR:26MHz-1.0GHz, Field Strength :3V/M	61000-4-3
EFT	1KV on AC power line	61000-4-4
SURGE	1KV	61000-4-5
CS 3	V/M	61000-4-6
DIPS	0%250Cy,40%5Cy, 0% .5Cycle	61000-4-11

4.2 EMI for both Conduction & Radiation.

5. Reliability.

Refering Standards	Specification
CISPR	Part 22,class B

Title NO. : ZCA00472452	Revision: 01	Date: 5/21/2018
Design: Liu Fei	Check: Qi Chun	Approve:Liu Zhong
		Page: 6 of 10

5.1 .Life.

a. Average life expectancy of 3 years. 8(H)×300(D)×3(Y).

b. Environment Ambient: 25°C

5.2. M.T.B.F.

30,000 Power On Hours at 25°C

5.3 Temperature Rise.

Less than 45°C at nominal AC input / DC output full loading and environment temperature 25+/-1°C on Top/Bottom of plastic case.

5.4. Burn-in.

100% Burn-In with 80~100% loading & 35~45°C Environment temperature .

5.5. Vibration Test.

a. Non operation vibration with shipping container shall be 2G'S peak, 7-50Hz, 4G'S peak 50-500Hz, after test no abnormally to be found.

b. Operation vibration shall be 0.5G'S peak, 10-60Hz, 3 Axes, after test no abnormally to be noted.

5.6. Drop-Test.

The product to be dropped from 1000mm height onto a concrete floor covered with 20mm vinyl tile one times from 3 different surface(X-Y-Z),after test,the switching power supply is not broken, disassembled, or damaged to access hazardous parts.

6. MECHANICAL CHARACTERISTICS.

6.1 Dimension: 120mm(L) * 53.0mm(W) * 31.0mm(H)

6.2 AC Inlet: IEC320-C14

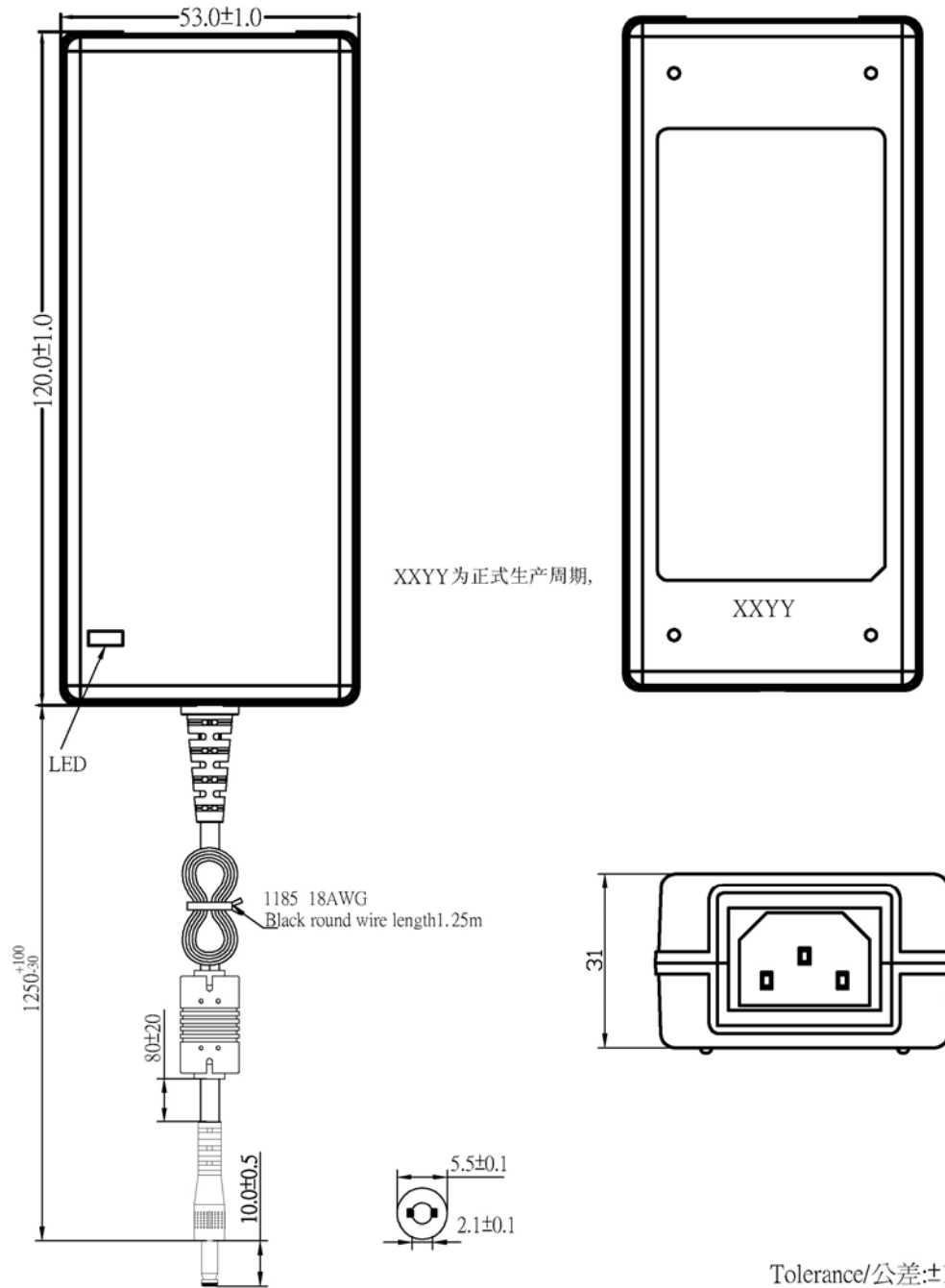
6.3 Case Material: NORYL (PC,PC+ABS,or equivalent),94V-0, Color;Black

6.4 Output Plug: UL1185 18awg L=1.2M 5.5*2.1 DC

6.5 Surface: Damaged, or rusted surface is not permitted

Title NO. : ZCA00472452		Revision: 01	Date: 5/21/2018
Design: Liu Fei	Check: Qi Chun	Approve:Liu Zhong	Page: 7 of 10

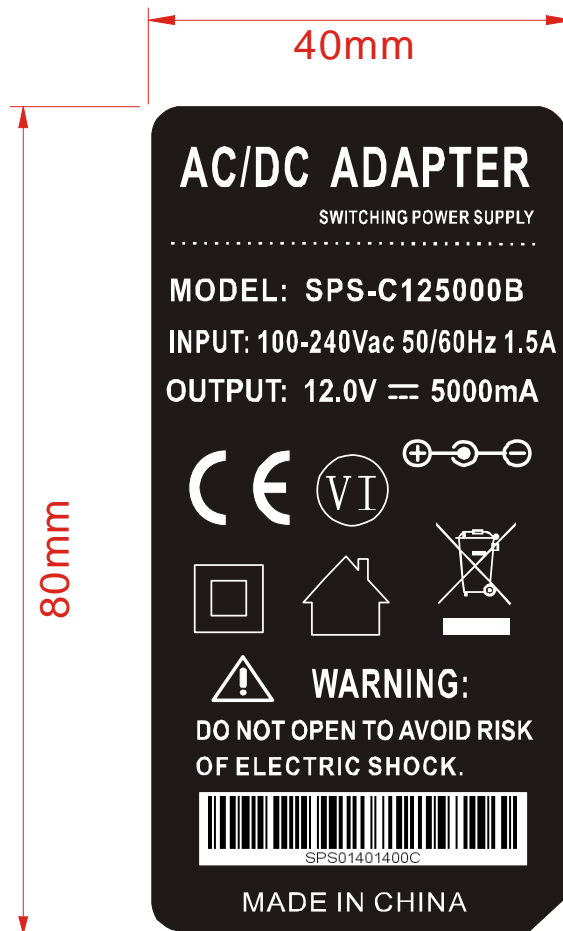
7. OUTLINE DIMENSIONS(Unit:mm).



- NOTE: 1. Case cover & chassis material PC: BLACK**
2. AC PIN MATERIAL: BRASS (NI PLATED)
3. Tolerance: ±2
4. Case cover: NO company LOGO

Title NO. : ZCA00472452		Revision: 01	Date: 5/21/2018
Design: Liu Fei	Check: Qi Chun	Approve: Liu Zhong	Page: 8 of 10

8.LABEL DIAGRAM.

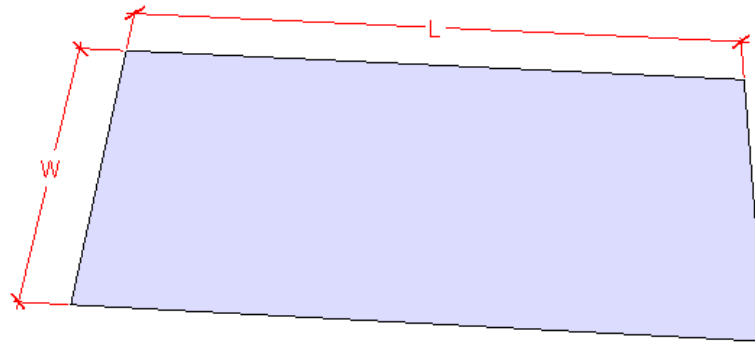


- Note:**
1. MATERIAL: POLYESTER+PVC; COATING: 0.25+-0.05mm
 2. SILVER characters BLACK background
 3. LEAD FRE
 4. Tolerance: ± 0.1

Title NO. : ZCA00472452	Revision: 01	Date: 5/21/2018
Design: Liu Fei	Check: Qi Chun	Approve: Liu Zhong
		Page: 9 of 10

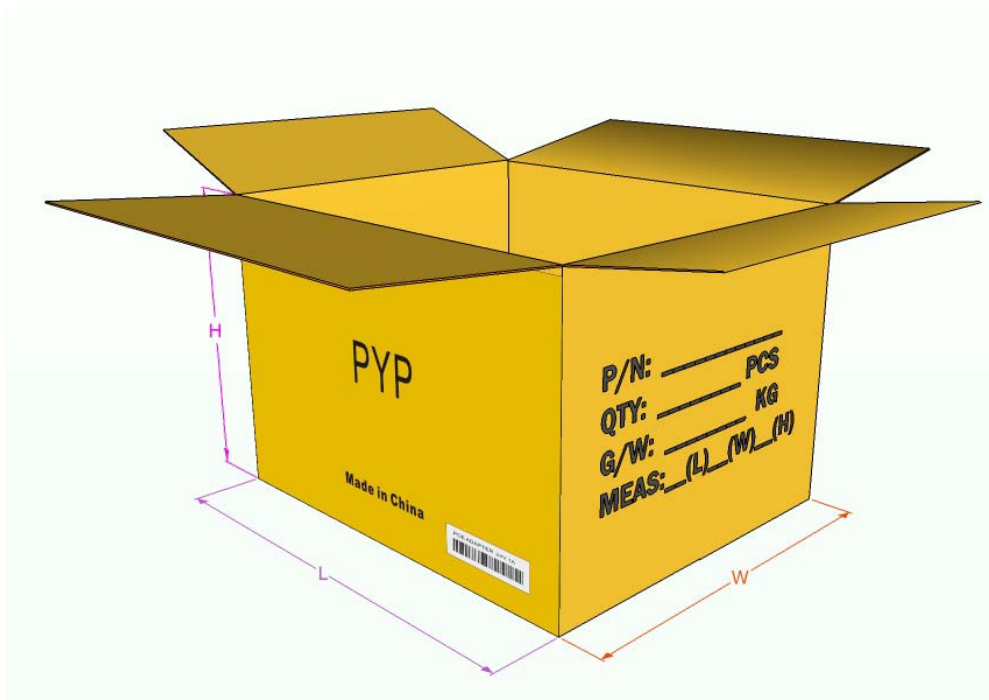
9. Packing Drawing(Unit: mm).

PE Bag



Dimensions (L*W): 280*120mm

Q'ty: One bag /PCS



Outer Carton: Dimensions (L*W*H): 450*400*180mm Q'ty: One Box/36PCS

Title NO. : ZCA00472452		Revision: 01	Date: 5/21/2018
Design: Liu Fei	Check: Qi Chun	Approve:Liu Zhong	Page: 10 of 10